



Meine Schwungübungen





Name: _____

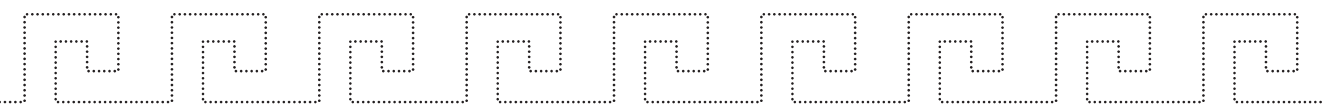
Meine Schwungübungen









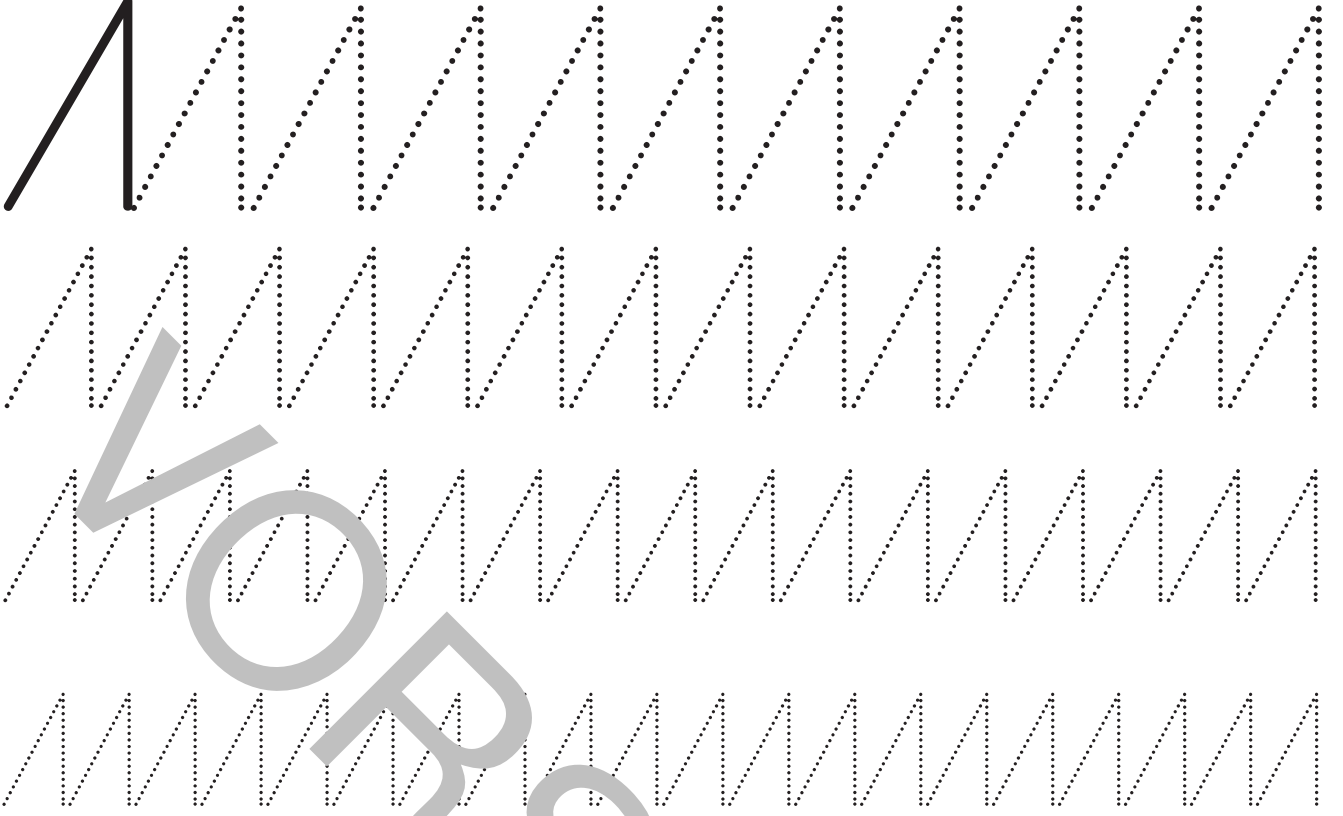
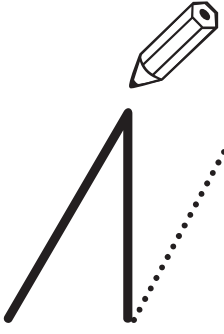
Name: _____












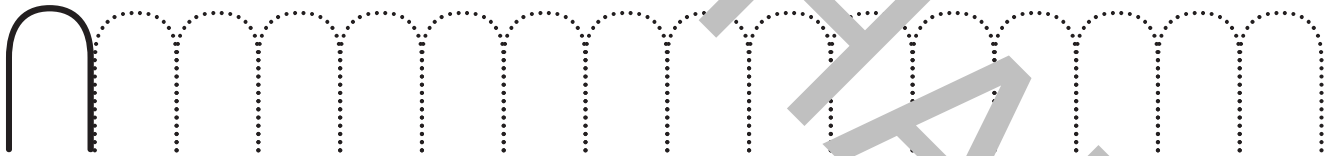





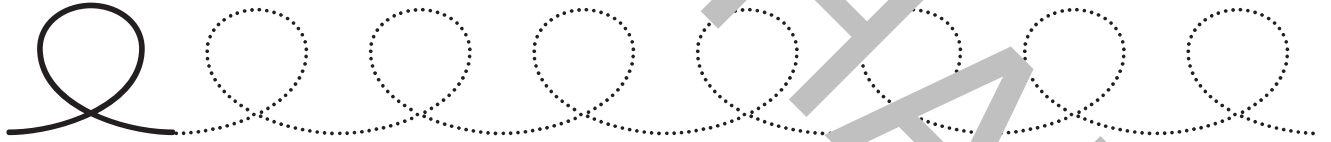
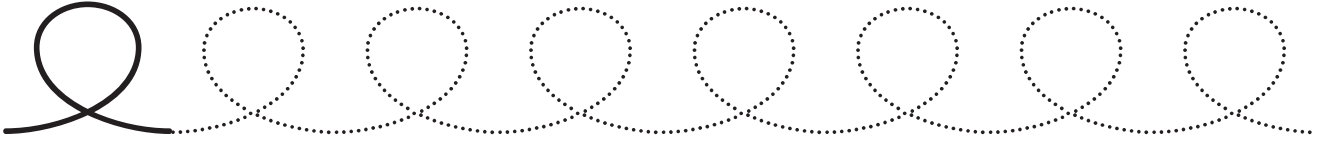
KOPFSCHAU







KOPFSCHAU










KOPFSCHAU



Handwriting practice sheet for the cursive letter 'o'. It features four rows of tracing exercises. The first row starts with a solid black 'o' followed by ten dotted 'o's. The second row contains twelve dotted 'o's. The third row contains sixteen dotted 'o's. The fourth row contains twenty dotted 'o's. A large, semi-transparent watermark 'KOPFSCHAU' is overlaid diagonally across the page.



Handwriting practice sheet for the cursive letter 'o'. It features four rows of tracing exercises. The first row starts with a solid black 'o' followed by ten dotted 'o's. The second row contains twelve dotted 'o's. The third row contains sixteen dotted 'o's. The fourth row contains twenty dotted 'o's. A large, semi-transparent watermark 'KOPFSCHAU' is overlaid diagonally across the page.





Handwriting practice sheet for the cursive letter 'g'. It features a solid 'g' at the start of the first row, followed by rows of dotted 'g's for tracing. A large watermark 'KOPFSCHAU' is overlaid diagonally across the page.



Handwriting practice sheet for the cursive letter 'g'. It features a solid 'g' at the start of the first row, followed by rows of dotted 'g's for tracing. A large watermark 'KOPFSCHAU' is overlaid diagonally across the page.



S S S S S S S S S S
 S S S S S S S S S S
 S S S S S S S S S S
 S S S S S S S S S S

KOPFSCHAU



S S S S S S S S S S
 S S S S S S S S S S
 S S S S S S S S S S
 S S S S S S S S S S